



### District Report Card: 2017


<b>State:</b> Kerala	<b>District:</b> Wayanad
<b>Class:</b> 8	<b>Subject:</b> Mathematics
<b>Schools:</b> 51	<b>Students:</b> 1179


### Participation/Coverage


#### Students

<b>GENDER</b> 	Boys		Girls	
	Number	%	Number	%
	598	50.72	581	49.28

<b>AREA</b> 	Rural		Urban	
	Number	%	Number	%
	1086	92.11	93	7.89

<b>CATEGORY</b> 	SC		ST		OBC		GEN	
	Number	%	Number	%	Number	%	Number	%
	47	3.99	299	25.36	569	48.26	264	22.39

<b>CWSN</b> 	LD	VI	HI	S&LD	ID	Oth
	0	2	1	0	3	0

<b>Management</b> 	Government		Government-aided	
	Number	%	Number	%
	860	72.94	319	27.06

### Average Performance of Students in Mathematics (%)

Overall	Gender		Area		Management		Social Group			
	Male	Female	Rural	Urban	Govt.	Aided	SC	ST	OBC	GEN
47.71	47.21	48.22	47.65	48.39	46.26	51.62	46.95	45.57	48.78	47.95

## Performance on Learning Outcomes (LOs)

Learning Outcomes	Description	Average Performance(%)
M601	Solves problems involving large numbers by applying appropriate operations	54.85
M606	Solves problems on daily life situations involving addition and subtraction of fractions / decimals	53.34
M620	Finds out the perimeter and area of rectangular objects in the surroundings like floor of the class room, surfaces of a chalk box etc.	50.98
M621	Arranges given/collected information in the form of table, pictograph and bar graph and interprets them	56.69
M702	Interprets the division and multiplication of fractions	52.42
M705	Solves problems related to daily life situations involving rational numbers	51.57
M706	Uses exponential form of numbers to simplify problems involving multiplication and division of large numbers	25.99
M707	Adds/subtracts algebraic expressions	51.91
M710	Solves problems related to conversion of percentage to fraction and decimal and vice versa	26.51
M717	Finds out approximate area of closed shapes by using unit square grid/graph sheet	52.01
M719	Finds various representative values for simple data from her/his daily life contexts like mean, median and mode	63.48
M721	Interprets data using bar graph	52.84
M801	Generalizes properties of addition, subtraction, multiplication and division of rational numbers through patterns	23.06
M802	Finds rational numbers between two given rational numbers	31.33
M803	Proves divisibility rules of 2, 3,4, 5, 6, 9 and 11	23.24
M804	Finds squares, cubes, square roots and cube roots of numbers using different methods	35.46
M808	Uses various algebraic identities in solving problems of daily life	40.62
M812	Verifies properties of parallelogram and establishes the relationship between them through reasoning	54.59
M818	Finds surface area and volume of cuboidal and cylindrical object	34.42
M819	Draws and interprets bar charts and pie charts	49.96

Range of Performance of Students who Answered Correctly							
Below 30%		30% - 50%		50% - 75%		Above 75%	
Number	%	Number	%	Number	%	Number	%
347	29.43	409	34.69	194	16.45	229	19.42

## Lowest Performing Learning Outcomes (LOs)

1 - Generalizes properties of addition, subtraction, multiplication and division of rational numbers through patterns (23.06)

2 - Proves divisibility rules of 2, 3,4, 5, 6, 9 and 11 (23.24)

3 - Uses exponential form of numbers to simplify problems involving multiplication and division of large numbers (25.99)

4 - Solves problems related to conversion of percentage to fraction and decimal and vice versa (26.51)

5 - Finds rational numbers between two given rational numbers (31.33)